


Return / Send your item

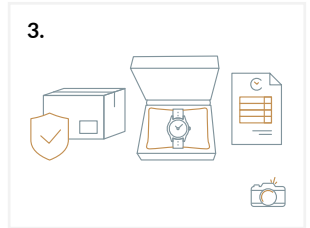
Step by step guide



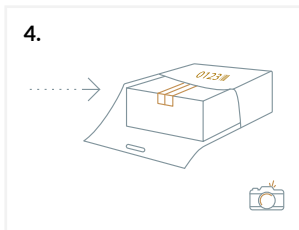
Contact watchreturns@chrono24uk.com to initiate your return.



Place the watch in its original box opened. **(Photograph)**




Place watch & box inside the box provided and seal. **(Photograph)**



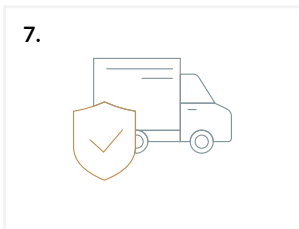
Place the sealed box inside the bag provided with bag serial number on display. **(Photograph)**



Seal the bag with serial number on display. **(Photograph)**



Send pictures or video with returns reference to email used above.



We will arrange for collection of your parcel. A label will be provided by the UPS driver on collection. - **DO NOT USE A DROP BOX***

*A UPS agent must scan your package into their system. Only after the package is scanned into their system is it 100% fully insured.

Please note that for the insurance to be valid, you must have followed the steps above.

For any urgent enquiries please contact:
Email: enquiries@chrono24uk.com
Call: +44 (0) 1279 704 150